



**SKILLS**

**LATEST STATISTICS FOR THE  
EUROPEAN SPORT AND PHYSICAL  
ACTIVITY LABOUR MARKET** :  
.....

**YEAR  
2020**



# 1

## THE EUROPEAN UNION (EU-28) AND ITS LABOUR MARKET IN 2019

This fact sheet was produced using statistics from the year 2019 so the United Kingdom is included in the figures.

Source: Eurostat (2019)

### EU-28 total population and rate of unemployment

TOTAL POPULATION  
513 471 676

TOTAL ACTIVE POPULATION\*  
242 625 100

### Total unemployment rate\*\*

6.3%

### Youth unemployment rate\*\*\*

14.3%

\* The active population, includes both employed (employees and self-employed) and unemployed people, but not the economically inactive, such as school children, students and pensioners.  
\*\* The unemployment rate is the number of people aged 15 to 64 years old unemployed as a percentage of the active population.  
\*\*\* People aged between 15 and 24 years old

### Total employment EU-28 - By gender

53.7%

46.3%

### Total employment EU-28 - By age band

73.6%

8.5%

17.9%

15 - 24

25-49

50+

### Total employment EU-28 - By professional status

85.7%

14.3%

Employed

Self-employed

### Total employment EU-28 - By type of contract

80.9%  
Full Time

19.1%  
Part Time

### Total employment EU-28 - By level of education\*

17%

47.1%

35.9%

Low

Medium

High

\* The statistics on level of education collated from Eurostat refer to ISCED level:

	ISCED 2011 (data from 2014 onwards)
Low education	Levels 0-2
Medium education	Levels 3-4
High education	Levels 5-8

# 2

## THE SPORT AND PHYSICAL ACTIVITY SECTOR AND ITS LABOUR MARKET

This section presents the main findings from the analysis of the official statistics collated at both the national and European level through National Statistics Offices (NSO) and Eurostat. For the purpose of the factsheet, data are provided only for the year 2011 and 2019 to underline tendencies.

More detailed and extensive data and information about the European sport labour market can be found in a separate report at <https://projects.eose.org/skills/>

**Scope:** the widest sport and physical activity sector defined by the Council of Europe (2001) as "all forms of physical activity which, through casual or organised participation, aim at expressing or improving physical fitness and mental well-being, forming social relationships or obtaining results in competition at all levels". In this fact sheet we are using the word "sport" having the meaning of the broad sector of "sport and physical activity".

To summarise our statistical definition for the sport labour market, the ambition of the work carried out was to liaise with Eurostat and National Statistics Offices (NSO) to collate all official statistics available on the number of:

- Persons having a sport and fitness occupation (ISCO 342\*) in an organisation whose main business is the provision of sport (NACE 93.1\*), e.g. professional athletes, coaches (Box I on the summary chart below)
- Persons having a non-sport and fitness occupation (Other ISCO codes) in an organisation whose main business is the provision of sport (NACE 93.1), e.g. managers (Box III on the summary chart below)
- Persons having a sport and fitness occupation (ISCO 342) in an organisation whose main business is not the provision of sport (Other NACE codes), e.g. a fitness instructor working in a hotel (Box II on the summary chart below)

\* ISCO - "The international standard classification of occupations". ISCO divides jobs into 10 major groups of occupations and sport specific occupations are listed under ISCO3 Technicians and associate professionals and more precisely under the sub-group ISCO 342 Sport and Fitness Workers (3421 - Athletes and Sports Players; 3422 - Sports Coaches, Instructors and Officials; 3423 - Fitness and Recreation Instructors and Programme Leaders).

\*\* NACE - "Statistical classification of economic activities in the European Community". NACE is a basically four-digit classification providing the framework for collecting and presenting a large range of reliable and comparable statistical data according to economic activity. The codes under NACE 93.1 (Sport activities) define the organisations whose main business is the provision of sport (93.11 Operation of sports facilities; 93.12 Activities of sport clubs; 93.13 Fitness facilities; 93.19 Other sports activities).

The statistical definition used by the SKILLS project for the collection of available statistics for the sport sector can be summarised as follows:

		ACTIVITIES NACE CODES	
		93.1 NACE	OTHER NACE CODES
OCCUPATIONS ISCO CODES	342 ISCO	I	II
	OTHER ISCO CODES	III	

## 2.1 SIZE AND CHARACTERISTICS OF THE EUROPEAN SPORT LABOUR MARKET

Source: Eurostat and National Statistics Offices (2011 and 2019)

### EU-28 sport labour market (= Total sport employment)



#### • Top 4 countries (representing 59.9% of the EU-28 sport labour market in 2019)



### The EU-28 sport labour market as a share of total EU employment

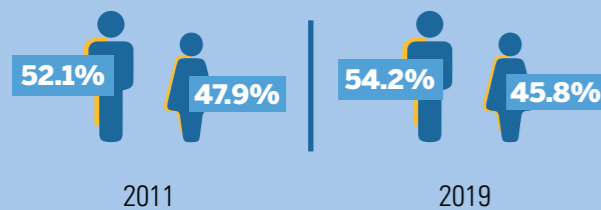


#### • Top 3 countries in 2019

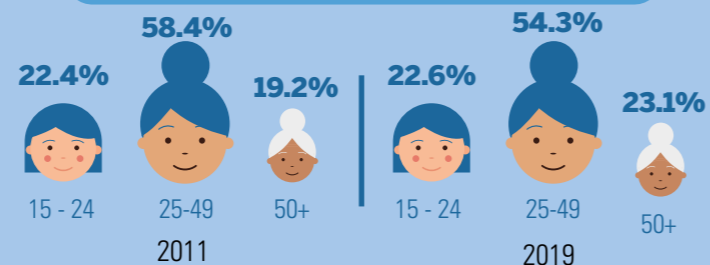


\*percentage point

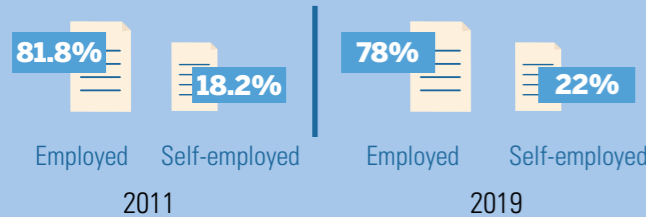
### EU-28 sport labour market - By gender



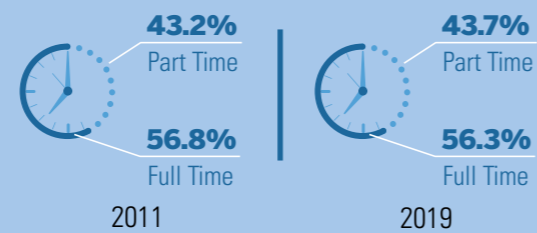
### EU-28 sport labour market - By age band



### EU-28 sport labour market By professional status



### EU-28 sport labour market By type of contract



### EU-28 sport labour market - By level of education

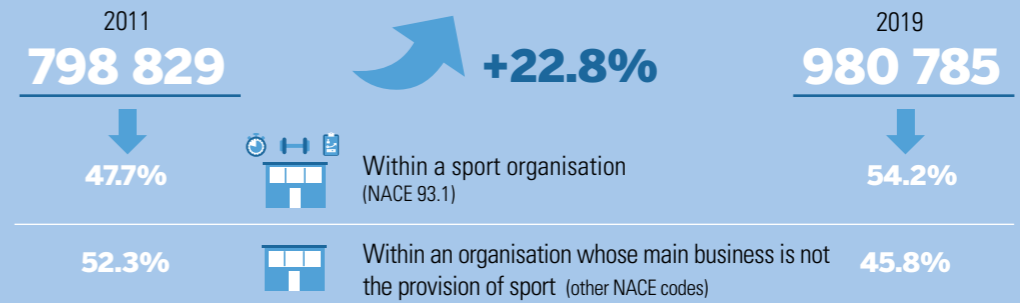


## 2.2 PEOPLE WORKING IN A SPORT AND FITNESS OCCUPATION - ISCO 342


ISCO 342 Sport and fitness workers comprises ISCO 3421 - Athletes and Sports Players; ISCO 3422 - Sports Coaches, Instructors and Officials; ISCO 3423 - Fitness and Recreation Instructors and Programme Leaders.

Source: Eurostat and National Statistics Offices (2011 and 2019)

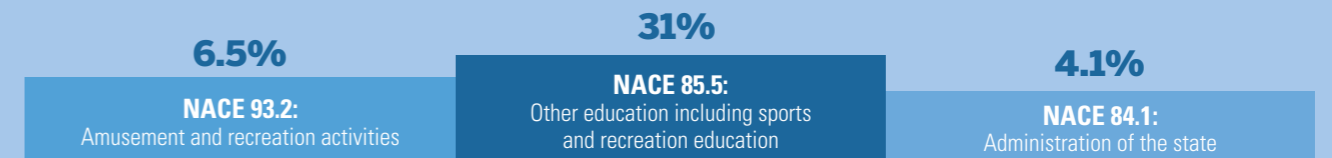
### Total number of sport and fitness workers in EU-28 (ISCO 342)



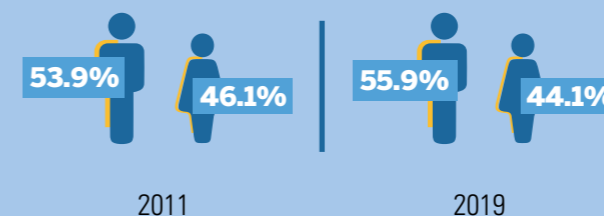
#### • Proportion per sport occupation in 2019



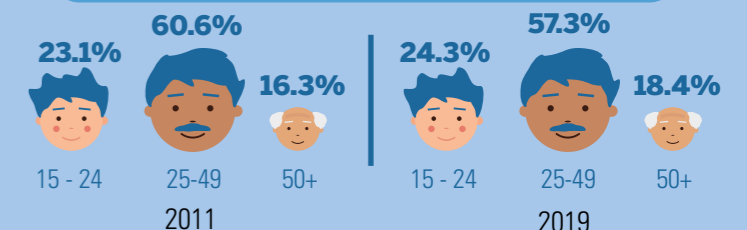
#### • Top 3 of the other NACE codes where sport and fitness workers are engaged in 2019



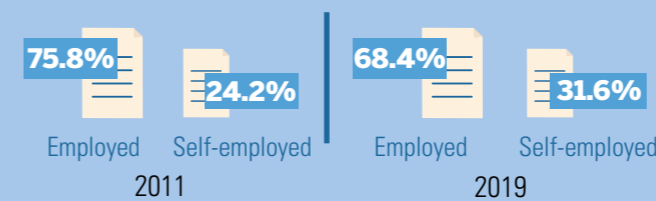
### Sport and Fitness workers - By gender



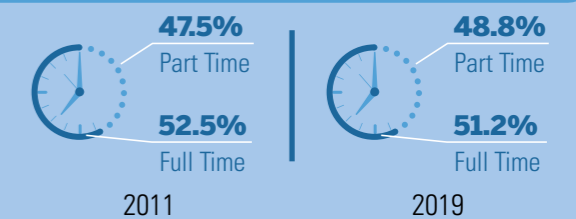
### Sport and Fitness workers - By age band



### Sport and Fitness workers - By professional status



### Sport and Fitness workers - By type of contract



### Sport and Fitness workers - By level of education

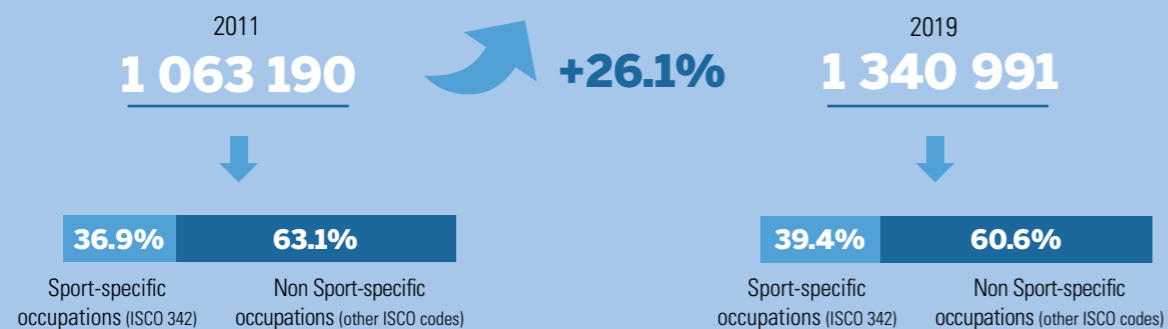


## 2.3 PEOPLE WORKING IN A SPORT ORGANISATION - NACE 93.1

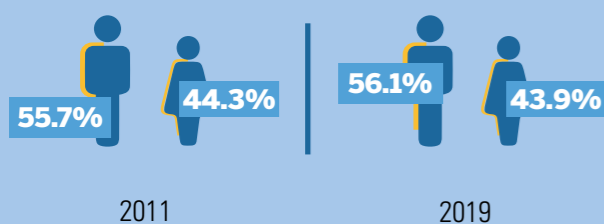
NACE 93.1 (Sport activities) includes all organisations whose main business is the provision of sport (93.11 Operation of sports facilities; 93.12 Activities of sport clubs; 93.13 Fitness facilities; 93.19 Other sports activities).

Source: Eurostat and National Statistics Offices (2011 and 2019)

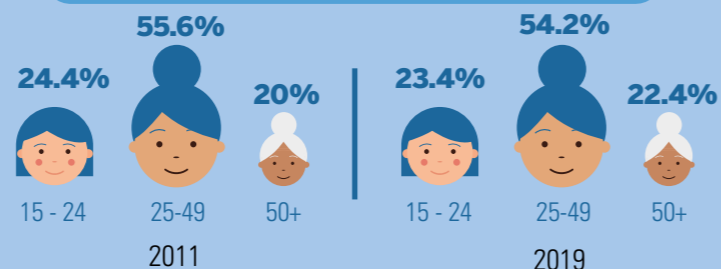
### Total number of people working in a sport organisation in EU-28 (NACE 93.1)



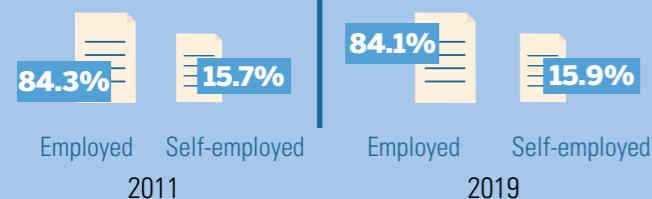
### People working in a sport organisation - By gender



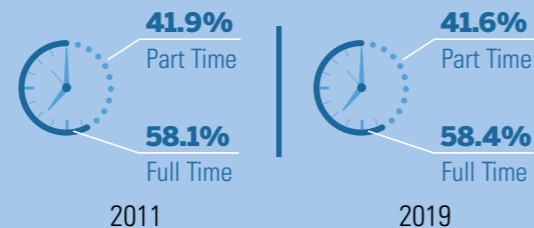
### People working in a sport organisation - By age



### People working in a sport organisation By professional status



### People working in a sport organisation By type of contract



### People working in a sport organisation - By level of education



# 3

## FIRST FINDINGS ON THE IMPACT OF COVID-19 ON THE EUROPEAN SPORT LABOUR MARKET

- The year 2020 saw a sudden, unexpected and severe pandemic starting in March. The whole society all over the world has been directly impacted by Covid-19 including the sport sector.
- The official statistics for the full year 2020 are not yet published and available but it has been possible to collate and analyse the first quarters of the year. This factsheet underlines the fresh findings of the first tendencies and findings of the impact of the pandemic on the sport labour market in Europe (including the United Kingdom). These data have to be taken into consideration carefully as they are not representing the full year 2020.

### FIRST FINDINGS OF THE IMPACT ON THE OVERALL EU LABOUR MARKET - Source: Eurostat

#### EU-28 unemployment rate



#### EU-28 unemployment rate - Youth under 25



#### EU-28 unemployment rate - Female



#### EU-28 unemployment rate - Male



\*percentage point

### FIRST FINDINGS OF THE IMPACT ON THE EU SPORT LABOUR MARKET - Source: Eurostat

- For the European sport labour market (including the United Kingdom), data for quarter 1 and quarter 2 of the year 2020 have been collated and analysed. Key findings are presented below.
- In the sport sector, **female, employed workers, part timers and youth aged under 25 years old** appear to be the ones from the sport labour market having been the most impacted by the pandemic so far. In terms of professional status, the proportion of self employed has significantly increased since December 2019.
- The statistics for the second part of the year 2020 will be made available in 2021 and will be reported in the next edition of the EOSE European factsheet 2021.

#### QUARTER 1 OF 2020

TO

#### QUARTER 2 OF 2020

#### EU-28 sport labour market (= Total sport employment)



#### By age: under 25



#### By gender: female



#### By type of contract: part-time



#### By professional status: self-employed





## THE SKILLS PROJECT

The overall goal of EOSE and its networks of members and partners all over Europe is to collate, analyse and publish new knowledge and data about the European sport labour market on an annual basis.

To make an impact on the sector and allow it to unlock its recognised and growing potential to improve peoples' lives and have an impact on health, employment and the economy in Europe, it is necessary to have a precise idea of the size and characteristics of the current labour market, as well as information about its evolutions and tendencies.

This information has been missing for too many years and was successfully reinitiated through the ambitious ESSA-Sport project ([www.essa-sport.eu](http://www.essa-sport.eu)) funded under the Erasmus+ programme and coordinated by EOSE with the support of a strong network of European and national partners.

The ambition of this factsheet, developed through a new initiative entitled SKILLS and funded under Erasmus+ Sport programme, is to keep the momentum from ESSA-Sport project and publish latest official statistics about the size and evolution of the sport labour market but also to breakdown these statistics by gender, age, level of education, type of employment (employed or self-employed) and type of working contract (full-time or part time).

It is important to underline that the content of this annual factsheet is the best information available and should not necessary be seen as the exact reality of the sector. The ambition of such ongoing work is to publish a maximum of available official statistics at the European and national level to underline main findings and tendencies and to help create policy discussions, concrete impact and potential collaborations through the sector.

Various sources such as Eurostat and National Statistics Offices (NSO) have been used to develop this fact sheet which means methodologies of collection might differ slightly in some cases and statistics should be considered carefully.

***The fact sheet is a summary paper so it doesn't gather all available data collected by EOSE and its network of members/partners about the European sport labour market. A more detailed and extensive report has been produced and can be found at <https://projects.eose.org/skills/>***

## COORDINATOR



### CONTACT DETAILS:

EOSE  
1, Grande rue des Feuillants  
69001 Lyon  
France  
[eosesec@eose.org](mailto:eosesec@eose.org) // 0033 (0) 437 431 939



[www.eose.org](http://www.eose.org)